

**ARE YOU RELATED TO ANY NOTED INDIVIDUALS?
YOU MAY BE.
LET US HELP YOU FIND OUT.**

.....

Your Ancestral File Number (AFN) is required to use the Relationship Finder to see which noted individuals you might be related to.

The Relationship Finder searches the Ancestral File (AF) that the Church created based on the four generation sheets we were encouraged to submit between 1978 and 1998.

Individuals who were living then will still show as living in the AF even if they have since died.

To find your AFN you will need to begin your search with one of your ancestors that you know was deceased when the AF was created.

Once you find a deceased ancestor you can search his or her descendants in order to hopefully find you and your own AFN.

The following instructions may help you find your AFN so you can create a Relationship Report that will show any relationship between you and noted individuals, including Church Presidents, US Presidents, Mayflower Passengers, etc.

How To Find Someone's Ancestral File Number (AFN)

Go to the following website: www.familysearch.org

Follow the **43** underlined italicized instructions below.
Ignore the instructions on the screen.

Free Family History, Family Tree, and Genealogy Records and Resources from Around the World

Search Records for Your Ancestors

Online birth, marriage, death, census, church and other indexes.

First and Middle Name(s)	Last or Family Name	
<input type="text"/>	<input type="text"/>	
Life Event	Year	Year Range
All <input type="button" value="v"/>	<input type="text"/>	<input type="text"/> <input type="button" value="v"/>
Country		
All Countries <input type="button" value="v"/>	<input type="text"/> <input type="button" value="v"/>	
<input type="button" value="Search"/>	Advanced Search	

1 Click on Advanced Search

2 You should now see the screen below

3 Click on Ancestral File

SEARCH FOR ANCESTORS - ALL RESOURCES

Enter at least your deceased ancestor's last name and then click *Search*.
[Tips on How to Search for Your Ancestor](#)

<input type="button" value="v"/> All Resources	*First Name	*Last Name	Father	Last Name
<input type="button" value="v"/> Ancestral File			<input type="text"/>	<input type="text"/>
<input type="button" value="v"/> Census			Mother	Last Name
<input type="button" value="v"/> International Genealogical Index			<input type="text"/>	<input type="text"/>
<input type="button" value="v"/> Pedigree Resource File	Spouse	Last Name		
<input type="button" value="v"/> US Social Security Death Index				
<input type="button" value="v"/> Vital Records Index	Event	Year	Year Range	
<input type="button" value="v"/> Search Family History Web Sites	All <input type="button" value="v"/>	<input type="text"/>	<input type="text"/> <input type="button" value="v"/>	
<hr/>	Country	State		
<input type="button" value="v"/> About The Church of Jesus Christ of Latter-day Saints	All Countries <input type="button" value="v"/>	<input type="text"/> <input type="button" value="v"/>		

* Use exact spelling

4 You should now see the screen below.

5 Enter a First Name and Last Name, plus Year or Country, if known.

The screenshot shows the 'ANCESTRAL FILE' search page. On the left is a navigation menu with items like 'All Resources', 'Ancestral File', 'Census', 'International Genealogical Index', 'Pedigree Resource File', 'US Social Security Death Index', 'Vital Records Index', 'Search Family History Web Sites', and 'About The Church of Jesus Christ of Latter-day Saints'. The main search area contains the following fields and options:

- Instruction: "Enter at least your deceased ancestor's last name, and then click *Search*." with a link to "Tips on How to Search Ancestral File".
- *First Name: Lawrence
- *Last Name: Turley
- Spouse Last Name: (empty)
- Event: All (dropdown)
- Year: 1908
- Year Range: (empty)
- File Number: (empty)
- Country: United States (dropdown)
- State: All States (dropdown)
- *Use exact spelling
- Buttons: Search, Clear

Arrows from step 5 point to the *First Name, *Last Name, and Year fields. An arrow from step 6 points to the Search button.

6 Now click Search.

7 You should now see a screen similar to the one below.

8 If one of the individuals is the one you are looking for, click on that name.

Results for: Lawrence Turley, Any Event, 1908, Mexico
Exact Spelling: Off

Ancestral File - 1

1. [Lawrence Edward TURLEY](#) - Ancestral File

Gender: M Birth/Christening: 8 Nov 1908 Colonia Juarez, Chih., Mexico

prev | next

[Return to top of page](#)



If you don't find what you are looking for in these records, I can provide [Research Guidance on additional sources to search](#).

[9 You should now see the screen below.](#)

[10 There is the individual's Ancestral File Number \(AFN\) you are searching for.](#)

Individual Record

[Search Results](#)

Lawrence Edward TURLEY (AFN: 257P-BQ)

Sex: M

Event(s)

Birth: 8 Nov 1908
Colonia Juarez, Chih., Mexico
Death: 30 Jul 1987
Kanab, Kane, Utah
Burial: 3 Aug 1987
Kanab, Kane, Utah

Parents

Father: [Edward Franklin TURLEY \(AFN: 184K-K8\)](#)
Mother: [Annie Sariah MARTINEAU \(AFN: 1CB7-HC\)](#)

Marriage(s)

Spouse: [Living \(AFN: chRecordId\)](#)
Marriage:

[11 If you are searching for one of the children instead, we will try to find him or her.](#)

[12 To find the list of children, click on Family.](#)

Individual Record

FamilySearch™ Ancestral File v4.19

[Search Results](#)

Lawrence Edward TURLEY (AFN: 257P-BQ)

Sex: M

[Pedigree](#)
[Family](#)

13 *This is the screen that shows the family.*

Family Group Record

[Search Results](#) | [Download GEDCOM](#)

Husband's Name

[Lawrence Edward TURLEY](#) (AFN:257P-BQ)

Born: 8 Nov 1908 **Place:** Colonia Juarez, Chih., Mexico
Died: 30 Jul 1987 **Place:** Kanab, Kane, Utah
Buried: 3 Aug 1987 **Place:** Kanab, Kane, Utah

Father: [Edward Franklin TURLEY](#) (AFN:184K-K8)

Mother: [Annie Sarah MARTINEAU](#) (AFN:1CB7-HC)

Wife's Name

[Living](#) (AFN:23DL-76)

Father:

Mother:

Children

1. **Sex Name**
M [Living](#) (AFN:DBRS-LV)

2. **Sex Name**
M [Living](#) (AFN:DLSQ-JW)

3. **Sex Name**
F [Living](#) (AFN:257P-77)

4. **Sex Name**
F [Living](#) (AFN:5F5M-1C)

5. **Sex Name**
F [Living](#) (AFN:5F5M-4V)

6. **Sex Name**
F [Living](#) (AFN:5F5M-52)

7. **Sex Name**
F [Living](#) (AFN:5F5M-67)

14 *In this case the children are still living so their names are not showing.*

15 *The children are not necessarily shown in order of birth.*

16 *If any child is deceased in the Ancestral File, their name will precede the AFN.*

17 *Even though information on living persons is not shown, we may be able to find it.*

18 *If a **U** is shown for the person's sex, it means the sex is unknown and can't be identified.*

19 *Write down the AFN's of the living children.*

[20](#) *Now the fun begins!!*

[21](#) *We need to find out who the AFN belongs to.*

[22](#) *We do this by using the Relationship Finder after copying the AFN's down.*

[23](#) *Go to the following website:* <http://roots.cs.byu.edu/digroots>

[24](#) *You should now see the screen below.*

[25](#) *Follow the underlined italicized instructions below. Ignore the instructions on the screen.*

Relationship Finder

Relative Finder is a tool to find relations between people using Ancestral File Data. You can find out how you are related to Kings, Queens, Apostles and Prophets, as well as anyone else you enter.

Click the trees below to take you to your desired locations



I want to see how **I** am related to notable historic individuals



I want to see how **groups of people** are related to **each other** as well as to **notable historic individuals**.



I have been referred by someone, and I have their **group name** and **password** to go to their group page.

[26](#) *Click on the faint tree*

[27](#) *Enter one of the Ancestral File Numbers (AFN) in the left AFN box*

The screenshot shows the Relationship Finder interface. On the left is a 'Main Menu' with links: '1. Create a Self Report', '2. Create a Group Report', '3. Join a Group', 'Help and Support', 'Contact Us', and 'Manual'. The main area contains the text: 'We need to find out your direct ancestors so we can find out who you are related to.' Below this is a form with several 'AFN:' input boxes. One box on the left contains 'dbrs-lv'. At the bottom are buttons for 'Finished', 'What is an AFN?', 'Instructions', and '>> Advanced'. Arrows from the text above point to the faint tree icon and the first AFN box. Arrows from the text below point to the remaining AFN boxes.

[28](#) *Now click in any one of the remaining AFN boxes.*

[29](#) You should now see a screen similar to this that will show who the AFN belongs to.

[30](#) Notice that the AFN was earlier shown for a Living person.

[31](#) Now we can proceed to find this person's relationships.

We need to find out your direct ancestors so we can find out who you are related to.

David Lawrence TURLEY
B: < >
AFN: DBRS-LV X

Lawrence Edward TURLEY
B: 1908 < Mexico >
AFN: 257P-BQ X

Florence MC BRIDE
B: < >
AFN: 23DL-76 X

Edward Franklin TURLEY
B: 1869 < UT >
AFN: 184K-K8 X

Annie Sariah MARTINEAU
B: 1875 < UT >
AFN: 1CB7-HC X

AFN:

AFN:

[Finished](#) [What is an AFN?](#) [Instructions](#) [>> Advanced](#)

[32](#) If you want to proceed and produce a Relationship Report, click on Finished

[33](#) You should now see the screen below

[34](#) Select the Advanced option

Relationship Finder - Self Report

Tools for Family History :: [Home](#) | [Relationship Finder](#) | [OnePage Genealogy](#)

Main Menu
[1. Create a Self Report](#)
[2. Create a Group Report](#)
[3. Join a Group](#)

Help and Support
[Contact Us](#)
[Manual](#)

Please select the groups you wish to include in your relationship report:

Basic Groups **Advanced...**

- U.S. Presidents and Leaders
- Kings and Queens
- Pioneers and Travelers
- LPS Leaders
- Historic LDS
- Famous People

[Request Report](#) [Select All](#) [Select None](#)

Last modified: August 6, 2008
© Digital Roots' Relationship Finder

35 [You should now see this screen](#)

Main Menu
1. [Create a Self Report](#)
2. [Create a Group Report](#)
3. [Join a Group](#)

Help and Support
[Contact Us](#)
[Manual](#)

Please select the groups you wish to include in your relationship report:

Basic Groups **Advanced...**

Group Name	Gens. Back	Group Name	Gens. Back
<input type="checkbox"/> Current Apostles	10th Cousins	<input type="checkbox"/> Declaration Signers	10th Cousins
<input type="checkbox"/> Early Apostles	10th Cousins	<input type="checkbox"/> Early LDS	10th Cousins
<input type="checkbox"/> Eight Witnesses	10th Cousins	<input type="checkbox"/> European Royalty	Direct Anc.
<input type="checkbox"/> Famous Americans	10th Cousins	<input type="checkbox"/> Famous English	10th Cousins
<input type="checkbox"/> Famous Europeans	10th Cousins	<input type="checkbox"/> Famous Writers	10th Cousins
<input type="checkbox"/> HodgettWagon	10th Cousins	<input type="checkbox"/> HuntWagon	10th Cousins
<input type="checkbox"/> Martin Handcart Co	10th Cousins	<input type="checkbox"/> Mayflower	10th Cousins
<input type="checkbox"/> Military Explorers	10th Cousins	<input type="checkbox"/> Past Seventies	10th Cousins
<input type="checkbox"/> Prophets	10th Cousins	<input type="checkbox"/> Prophets Wives	10th Cousins
<input type="checkbox"/> Reformers	10th Cousins	<input type="checkbox"/> Rescuers	10th Cousins
<input type="checkbox"/> Science Technology	10th Cousins	<input type="checkbox"/> Seventy	10th Cousins
<input type="checkbox"/> Three Witnesses	10th Cousins	<input type="checkbox"/> U.S. Presidents	10th Cousins
<input type="checkbox"/> WillieHandcart	10th Cousins		

Set all generations to: 15th Cousins

36 [Change Set all generations to: 20th Cousins](#)

37 [You may select any group or groups by clicking in the appropriate box or boxes](#)

[OR](#)

38 [Click Select All.](#)

39 [This is what you should see now](#)

Main Menu

1. [Create a Self Report](#)
2. [Create a Group Report](#)
3. [Join a Group](#)

Help and Support

[Contact Us](#)

[Manual](#)

Please select the groups you wish to include in your relationship report:

Basic Groups
Advanced...

Group Name	Gens. Back	Group Name	Gens. Back
<input checked="" type="checkbox"/> Current Apostles	20th Cousins	<input checked="" type="checkbox"/> Declaration Signers	20th Cousins
<input checked="" type="checkbox"/> Early Apostles	20th Cousins	<input checked="" type="checkbox"/> Early LDS	20th Cousins
<input checked="" type="checkbox"/> Eight Witnesses	20th Cousins	<input checked="" type="checkbox"/> European Royalty	20th Cousins
<input checked="" type="checkbox"/> Famous Americans	20th Cousins	<input checked="" type="checkbox"/> Famous English	20th Cousins
<input checked="" type="checkbox"/> Famous Europeans	20th Cousins	<input checked="" type="checkbox"/> Famous Writers	20th Cousins
<input checked="" type="checkbox"/> HodgettWagon	20th Cousins	<input checked="" type="checkbox"/> HuntWagon	20th Cousins
<input checked="" type="checkbox"/> Martin Handcart Co	20th Cousins	<input checked="" type="checkbox"/> Mayflower	20th Cousins
<input checked="" type="checkbox"/> Military Explorers	20th Cousins	<input checked="" type="checkbox"/> Past Seventies	20th Cousins
<input checked="" type="checkbox"/> Prophets	20th Cousins	<input checked="" type="checkbox"/> Prophets Wives	20th Cousins
<input checked="" type="checkbox"/> Reformers	20th Cousins	<input checked="" type="checkbox"/> Rescuers	20th Cousins
<input checked="" type="checkbox"/> Science Technology	20th Cousins	<input checked="" type="checkbox"/> Seventy	20th Cousins
<input checked="" type="checkbox"/> Three Witnesses	20th Cousins	<input checked="" type="checkbox"/> U.S. Presidents	20th Cousins
<input checked="" type="checkbox"/> WillieHandcart	20th Cousins		

Set all generations to: 20th Cousins

[Request Report](#)
[Select All](#)
[Select None](#)

40 [Select Request Report.](#)

41 [Your report will look something like this. \(Without the pictures\)](#)

42 [Depending on the group\(s\) selected, the report may contain many pages.](#)

Relationship Finder v2

[\[Print-friendly Report\]](#)

Download Report:

[Text Report](#)

[Relationship Lineage](#)

[CSV Report](#)

[Relationship Lineage](#)

[RTF Report](#)







[Relationship Lineage](#)

View Member Report

[David Lawrence TURLEY](#)

David Lawrence TURLEY's Relatives

Relatives among Prophets

	Brigham Young (7th cousin 3 times removed)	Common Ancestor(s): E. MARVIN(1550,Eng.)	i
	Ezra Taft Benson (7th cousin 1 time removed)	Common Ancestor(s): J. THAYER(1670,Massachusetts)	i
	George Albert Smith (7th cousin 1 time removed)	Common Ancestor(s): S. ROCKWELL(1631,Massachusetts)	i
	Gordon B Hinckley (6th cousin 2 times removed)	Common Ancestor(s): N. LOOMIS(1626,England)	i
	Harold B Lee (9th cousin)	Common Ancestor(s): J. GREENE(1620,England)	i
	Heber J Grant (8th cousin 2 times removed)	Common Ancestor(s): R. WHITE(1558,England)	i

43 [SELECT YOUR PRINTER AND ENJOY SEEING THOSE THAT YOU ARE RELATED TO](#)

9